

This Week at QJS February 21, 2025

Located on the traditional territory of the Lhtako Dene, where we
Live, Laugh and Learn the way of our Nations with
Respect, Responsibility, Cooperation, and Kindness.



**QJS Student Voice Group Helping make our school
a great place to be...**

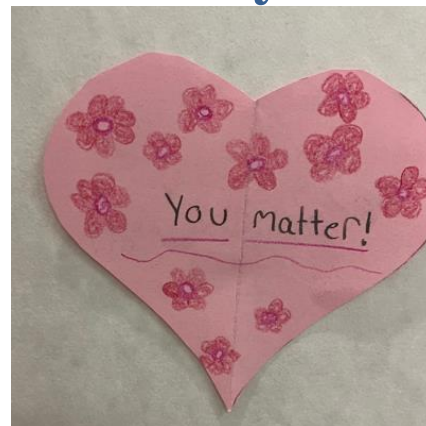
**Pink Shirt Day is coming up, February 26th. QJS
students are celebrating kindness and respect all month. How
are you making the world a better place each day???**



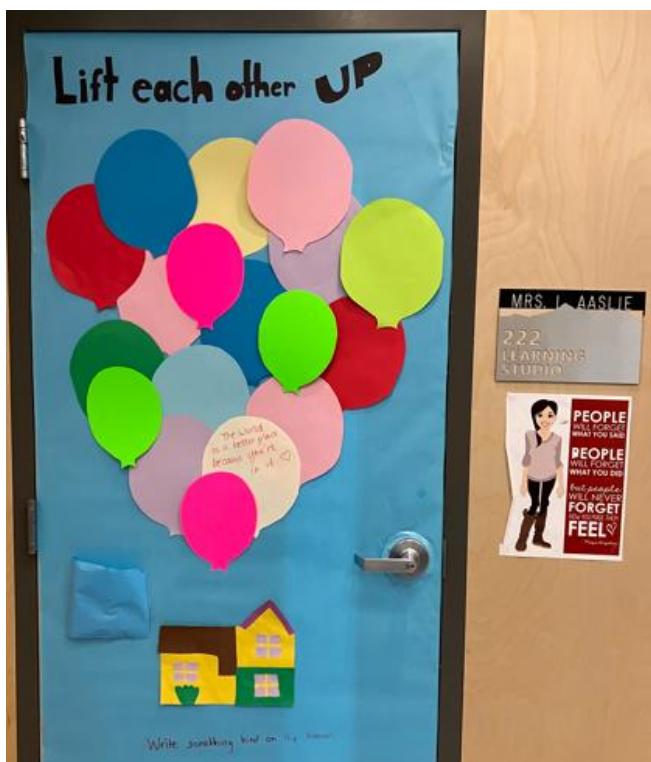
Nuts & Scents
Free School



Another Student Voice initiative; helping make our school a better place, every day!!



Kindness Door Challenge is coming up quickly, who will be the winner of this next POD Belt Challenge?



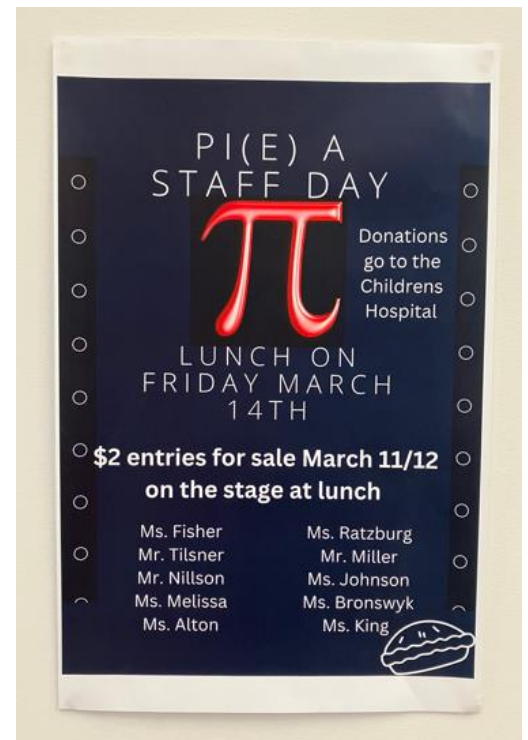
QJS Student Voice Planning our next fun week... Are you ready to show off your school spirit?!



Everyone gets dressed up and adds to the fun.

Teachers get in on the School Spirit too, celebrating math with Pi Day and taking one (in the face) for the team. 😊

** photos below from last year's event.*



WHAT'S HAPPENING IN CLASSES?

There are so many ways to learn, develop skills and creativity in classes in 2025!

POD 6 combining cooking (pot luck) and commercial creation and marketing writing strategies. A great way to share and celebrate learning in English classes.



Wood work creations are beautiful and multi-functional!! They make great gifts to!!!



Lunch time activities create life time bonds ...



Badminton season has begun and so many students love to play with friends at lunch... a great way to create good memories and build friendships.



Check out the fabulous technique!



Transition Activities taking place for Grade 9 students. CSS Elective Team here to meet with grade 9s, Wednesday, Feb. 26th.

Correlieu Invitation for Grade 9 students and families: Grade 9 Parent Meeting scheduled for Wednesday, March 5th at 6:30 in the Correlieu Theatre. The theme will be the Graduation Program and student elective choice. Now is the time to start preparing for success at CSS. Stay tuned for more information opportunities, and visits.



Grade 9 Vaccinations coming up just after Spring Break, check out the Health Link for more information about the various vaccinations offered at this time.

[Vaccinations | HealthLink BC](#)

Upcoming Learning Opportunities: If you are interested, sign up in the Indigenous Space this week. Friday, February 28, 1:00 in the Smudge Room.



Elder Edgar visited QJS to guide students in growing their knowledge of traditional drumming. Students developed knowledge of protocols and techniques for using the traditional

POW WOW drum, gifted to QJS last year from inmates in Prince George.



Another session will take place next Friday. Thanks to Ms. Raine and Ms. Tracy for organizing this learning opportunity!



The Parent Portal – used to see attendance and to get report cards: Getting into the Parent Portal on MyEd can be tricky. If you are struggling to see your child’s attendance please contact the office and ask for Nichole; she will be able to help. Any time you have questions don’t hesitate to call and ask, 250-747-2103.



Class Questions?

If you have question or concerns please email your child’s classroom teacher(s).

Gr. 9 Ms. Stevenson jenniferstevenson@sd28.bc.ca,

Gr 8 Mr. Jespersen peterjespersen@sd28.bc.ca



PAC UPDATE - You are all members, so you are welcome to drop in and see what a meeting feels like ☺
Tuesday, March 11th 6:30 p.m.

QJS PAC meeting in the Library Learning Commons (LLC)

If you have any questions please reach out to pacatqjs@gmail.com or email TrishSimpson@sd28.bc.ca.

New Executive 2024-2025

President - Philippa Murray

Vice President - Thais Garcia da Silva Fraga

Seth Ellerbeck - Treasurer

(Vacant still) - Secretary



PAC is open to all parent/guardians. Meeting once a month for about an hour. A great place to gather information about your child's school, and have input. Please consider joining us. Watch for new info and check out the QJS PAC Facebook page. QJS PAC

Upcoming Dates



Nuts & Scents
Free School



February 26 - Pink Shirt Day

March 11-12 – Supporting Epilepsy Quesnel – \$1 cookie sales

March 14 – End of Term 2

March 15-30 – Spring Break

April 4 – Term 2 Report Cards sent home

April 8, 9, 10 – Grade 9 Immunizations



Nuts & Scents
Free School



CL

Sign in and Sign out Procedures

Students remain on campus unless a parent/guardian picks them up.

Picking up your child? Call the office (250-747-2103) to let us know you are here to pick up your child. We will give your child a **permission slip to show staff we have recorded them absent at the office. Returning or late? Come to the office and let us know you are here.**



NEW: IN THE PARENT'S CORNER Information for Parents

**here we post some links and information we hope you find helpful (always open to suggestions for topics)*

Conflict vs. Bullying: What's the Difference?

Pink SHIRT Day

STOP BULLYING

CONFLICT VS. BULLYING: WHAT'S THE DIFFERENCE?

Conflict and bullying aren't the same things. One describes a healthy dialogue between two parties, while the other represents an intent to harm someone else.

Learning to deal with conflict healthily can give your essential social skills. It can also help you better identify bullying.

What's conflict?

Conflict is a normal part of life and happens when two people respectfully disagree. The two parties have equal power in the relationship, and each has a chance to express their views. Even though there may be negative emotions and hurtful words exchanged, both people are looking for a solution and don't want to harm each other. Each person takes responsibility for their actions and modifies their behaviour if they feel they've made the other person feel bad. Conflict can often lead to two people learning to solve problems and overcome challenges.

What's bullying?

Unlike conflict, the goal of bullying is to hurt, harm, insult or humiliate another person and make them feel bad about themselves. The actions are unwanted and unprovoked, and the bullied person has little power to stop them. Bullying can result in physical and emotional harm.

Bullying happens when one person uses their power to control another. Power can mean the bully is bigger, stronger, older or more popular than the person they're bullying. However, bullies aren't trying to resolve anything and show no remorse if they hurt someone else. There's no interest in a relationship with the other person.

This Pink Shirt Day, February 22, stand up to bullying when you see it. Don't be afraid to share your views and express your opinions constructively. Not all conflict is bad.

PINK SHIRT DAY

NICE NEEDS NO FILTER.

Regency Stands Up Against Bullying.

Regency
RETIREMENT RESORT

EVERYONE
Belongs in Workplace Communities

Central Okanagan Public Schools
Together We Learn

We stand against bullying
#pinkshirtday

Be Kind. Be Great. Be You.
#pinkshirtday

Pink Shirt Day
Be Respectful. Be Kind. Be You.

ORCHARD PARK

[Questions Answered - National Bullying Prevention Center](#)


**How to Cope When Our Teens Are Mad At Us ~
check out the article and see that you are not
alone.**

[Screenagers Blog | How to Cope When Our Teens Are Mad At Us](#)

YouTube Screenagers Bites: Tackling Anxiety, using opposite action (1:51 min) <https://youtu.be/27qYZo65gGM>






SD #28 ~ What do we do in case of emergencies?

Here are descriptions of language we use at different levels of important or emergency scenarios. We hope that these descriptions help clarify what you might hear if different situations take place at our school.





SCHOOL SAFETY NOTIFICATION SYSTEM
SCHOOL DISTRICT NO. 28 QUESNEL


School District No. 28 Quesnel has developed a School Safety Notification System in collaboration with Quesnel RCMP to keep students, staff and volunteers safe. While it is impossible to anticipate all eventualities, the notifications below are used as a guide to conduct these procedures effectively. **Communication is important and will come as able from the school or District Office as appropriate.**


<div style="background-color: #1a3d4d; color: white; padding: 5px; text-align: center; margin-bottom: 10px;">  ROOM CLEAR </div> <p>Used to move people away from a hazard or concern contained in one room/area.</p> <ul style="list-style-type: none"> Students directed to leave the room/area and report to designated area Principal/designate to call for assistance as needed (e.g. principal/vice-principal, custodian, 911, first aid attendant) 	<div style="background-color: #1a3d4d; color: white; padding: 5px; text-align: center; margin-bottom: 10px;">  HOLD AND SECURE </div> <p>Used when there is a security concern, such as a police incident, in the neighborhood of the school.</p> <ul style="list-style-type: none"> Principal/designate to announce "hold and secure," repeating several times Principal/designate to call District Administration Office (250 992 8802) to inform of Hold and Secure Lock exterior doors and close exterior windows, blinds Students and staff may be asked to minimize activity in hallway Put sign on front door advising visitors that school is in a Hold and Secure Normal duties may continue within the school Hold and secure will be lifted by an announcement from the principal/designate under direction of RCMP and school District
<div style="background-color: #1a3d4d; color: white; padding: 5px; text-align: center; margin-bottom: 10px;">  RETURN & REMAIN </div> <p>Used as a short-term measure to provide privacy and dignity in the event of a medical event or an animal (bear etc.) on the school grounds.</p> <ul style="list-style-type: none"> Staff and students enter the school and remain indoors (in the event of medical event or animal on the school grounds) Students <u>Return</u> to class and close classroom doors and <u>Remain</u> until directed by the teacher or principal. Principal will call District Administration Office (250 992 8802) 	<div style="background-color: #1a3d4d; color: white; padding: 5px; text-align: center; margin-bottom: 10px;">  LOCKDOWN </div> <p>Used to prevent intruders from entering occupied areas of the school, or in times when it is necessary to isolate students and staff from a danger outside or within the building.</p> <ul style="list-style-type: none"> Principal/designate will announce "This is the Principal of _____, lockdown now," repeating several times Principal/designate will call 911 and the District Administration Office (250 992 8802) - only when/if it is safe to do so Students and staff gather in the nearest secure room Close and secure doors Turn off lights, close windows and blinds, get down behind heavy furniture or out of sight, stay quiet All students must turn off cellphones Do not respond to anyone at the door, and ignore dismissal bells Remain in lockdown until the room is cleared by authorities
<div style="background-color: #1a3d4d; color: white; padding: 5px; text-align: center; margin-bottom: 10px;">  EVACUATE </div> <p>Used to move people out of the school when a hazard exists inside. May include floods, potential fire, or a bomb threat.</p> <ul style="list-style-type: none"> Students and staff directed to exit school using the safest route Principal will call District Office (250 992 8802) Students and staff to assemble outside at a designated assembly site. Assembly site may be off school grounds at an alternate location. 	

SCHOOL DRILLS
All schools in the Quesnel School District practice important safety techniques to keep students and staff safe during emergencies

 **FIRE DRILLS**
3 in spring, 3 in fall

 **EARTHQUAKE DRILLS**
3 per year recommended

 **LOCKDOWN DRILLS**
2 per year

 **EMERGENCY INFORMATION**

In an emergency, call 911 and the District Administration Office at 250 992 8802

****If you have concerns or would like support for your child please contact one of our counselors:**

Grade 8 Peterjespersen@sd28.bc.ca

Grade 9 Jenniferstevenson@sd28.bc.ca



**Do you know about something going on?
Please let us know.**

We work with families and students to resolve issues.

Contact us:

Principal: Mrs. Simpson 250-255-6057,

Vice-Principal: Mrs. King 250-255-3852

Office 250-747-2103

School safety is a shared responsibility that requires cooperation, collaboration and communication.

For more resources on bullying, what it is and what to do. Check out:

<https://www2.gov.bc.ca/gov/content/erase>

Expected Behaviours For Students:

Schools have a responsibility to work with students and families to create safe, caring learning environments. Students are expected to know and follow the behaviours outlined in the District #28 and QJS Codes of Conduct.

Student [2024-2025 Student Handbook 5th Edition.pdf](#) and Parent Handbooks [School Handbook | Quesnel Junior School \(sd28.bc.ca\)](#) located on our Quesnel Junior School website).

Safe Schools -

Students at QJS are expected to resolve conflict peacefully, many get help with this; adults are here to help. Please reach out.

[Fair Warning \(VTRA\)](#)

